ESS

The ACT Evaluation/Survey Service
For Educational Institutions and Agencies

ACT

Faces of the Future Survey Graphics Report
for
DODGE CITY COMMUNITY COLLEGE
Code: 1402

CREDIT STUDENTS ONLY
Prepared by ACT Survey Research Services
January 25, 2008

Faces of the Future Survey Graphics Report
For
DODGE CITY COMMUNITY COLLEGE
CREDIT STUDENTS ONLY
Prepared by ACT Survey Research Services
01/25/08

This report provides graphical information for selected demographic items (e.g., age, race/ethnicity, sex) for your college and for a national comparative sample of all participating community colleges. For all Likert scale items (e.g., 5-point Satisfaction scale), data are displayed for your institution's top and bottom five items as well as the five items with the greatest and least differences for your institution in comparison with the national data. Please note, percentages may not add to 100 due to the effect of rounding.

The "National Data" used in this report are based on 30,604 student records from 65 community colleges that administered the AACC/ACT Faces of the Future Survey from June 1, 2005 through December 31, 2007. The data for students who were taking one or more classes ***for credit*** *during the survey administration period are presented in this report. Comparative data of this type are often referred to as "user norms" because they simply represent an unweighted composite of the data obtained by a number of institutions that administered the instrument during a particular period of time. See the "National Comparison Data Report" for the Faces of the Future Survey for more information concerning the nature of the national norms sample.*

For more information about the ACT Evaluation/Survey Service, contact the ACT Survey Services staff listed below.

Ordering Surveys
ESS Customer Service
319/337-1893 (fax) 319/337-1467

Survey Scanning and Reporting
ESS Production Services
319/337-1186 (fax) 319/337-1578

Discussing research related issues (e.g., sampling, subgroup selection, item construction, etc.), survey administration, specialized services and materials
Survey Research Services
319/341-2623 (fax) 319/341-2284

Using report results for accreditation, outcomes assessment, and effectiveness measures
Educational Services
319/337-1053 (fax) 319/337-1790
outcomes@act.org

ACT, Inc
500 ACT Drive
P.O. Box 168
Iowa City, IA 52243-0168

Table of Contents

Section I, Item A: Current Course Credit Enrollment 1
Section I, Item B: Age 2
Section I, Item C: Sex 3
Section I, Item D: Hispanic Ethnicity 4
Section I, Item E: Race 5
Section I, Item I: Student's Total Annual Income 6
Section I, Item M: Highest Ed Level Attained by Parents 7
Section I, Item N: E-Mail Address / Web Access 8
Section I, Item O: Importance of Accomplishing Activities/Goals 9
Section I, Item Q: Degree of Problems Encountered While Taking Classes 10
Section II, Item A: Student's Current Employment Status 11
Section II, Item F: Hours Per Week Working While Taking This Course 12
Section III, Item A: Highest Academic Degree Earned 13
Section III, Item C: Credit Hours Completed At This College 14
Section III, Item D: Non-Credit Hours Taken At This College 15
Section III, Item H: Reasons For Taking Current Course/Program 16
Section III, Item I: Source(s) From Which Learned About This College 17
Section III, Item J: Importance Of Factors In Attending This College 18
Section IV, Item A: College Experiences Contribution To Growth 19
Section IV, Item B: Agreement With Statements About This College (Top 5 & Bottom 5) 20
Section IV, Item B: Agreement With Statements About This College With National Differences . . 21
Section IV, Item C: Satisfaction With This College 22

DODGE CITY COMMUNITY COLLEGE

CREDIT STUDENTS ONLY

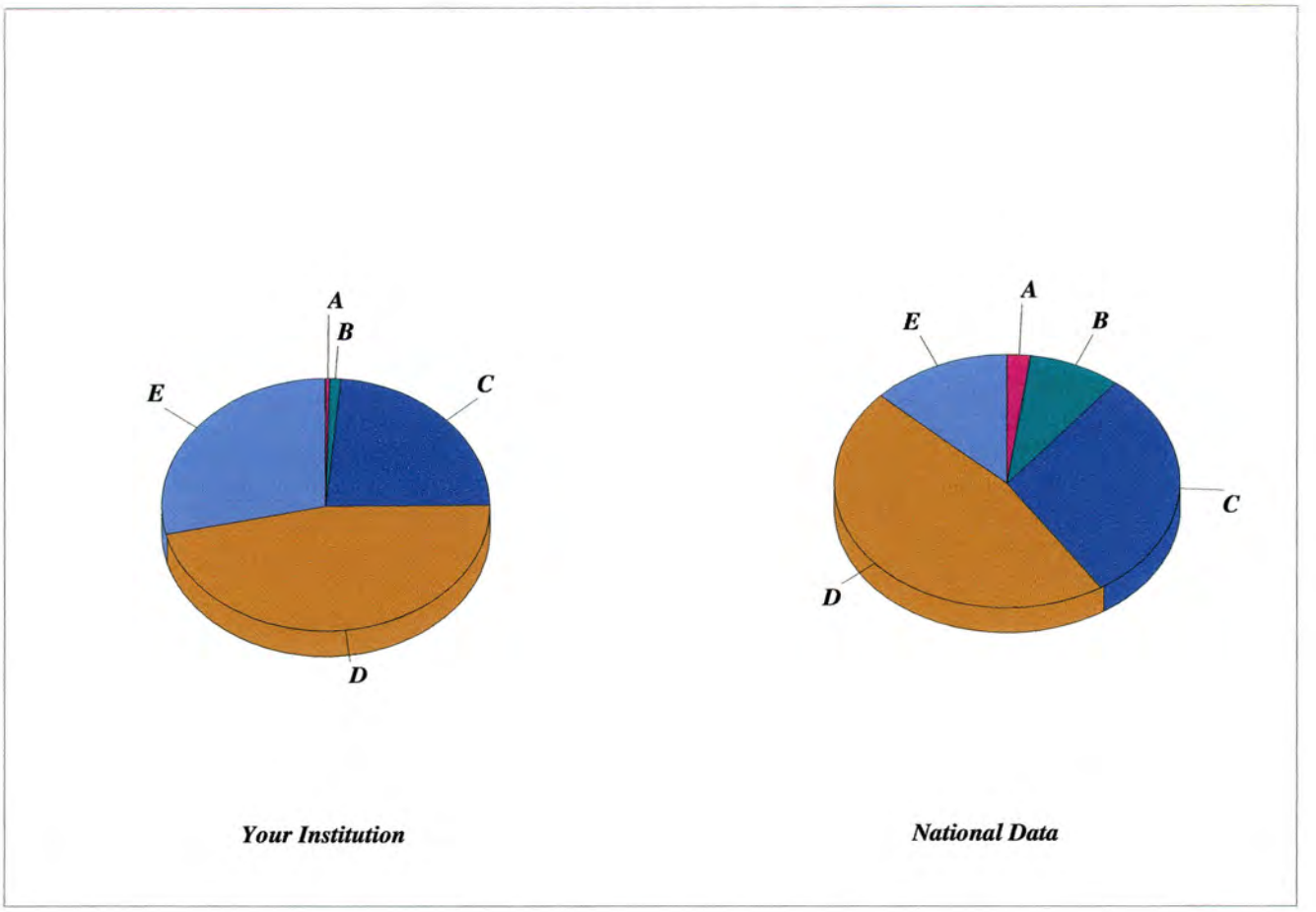

Figure 1. Section I - Background Information, Item A: Current Course Credit Enrollment

Courses (Multiple Responses Possible)	*Your Institution %*	*National Data %*
A. 1+ Non-Credit Course(s)	*.4*	*2.3*
B. 1 Credit Course	*1.1*	*8.9*
C. 2-3 Credit Courses	*24.3*	*31.2*
D. 4-5 Credit Courses	*48.3*	*47.8*
E. 6+ Credit Courses	*29.7*	*13.4*

DODGE CITY COMMUNITY COLLEGE

CREDIT STUDENTS ONLY

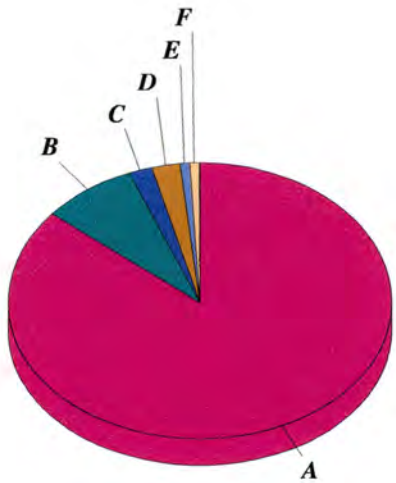

Figure 2. Section I - Background Information, Item B: Age

Age	*Your Institution %*	*National Data %*
20 or Under	*86.1*	*46.9*
21 - 22	*6.7*	*12.9*
23 - 24	*1.2*	*7.5*
25 - 26	*.8*	*5.7*
27 - 29	*1.2*	*6.0*
30 - 34	*2.0*	*6.8*
35 - 39	*.4*	*5.1*
40 - 45	*.8*	*4.4*
46 - 49	*.0*	*2.1*
50 - 59	*.4*	*2.1*
60 or Over	*.4*	*.4*
A. 20 or Under	*86.1*	*46.9*
B. 21 - 24	*7.9*	*20.4*
C. 25 - 29	*2.0*	*11.7*
D. 30 - 39	*2.4*	*12.0*
E. 40 - 49	*.8*	*6.5*
F. 50 or Over	*.8*	*2.5*

DODGE CITY COMMUNITY COLLEGE

CREDIT STUDENTS ONLY

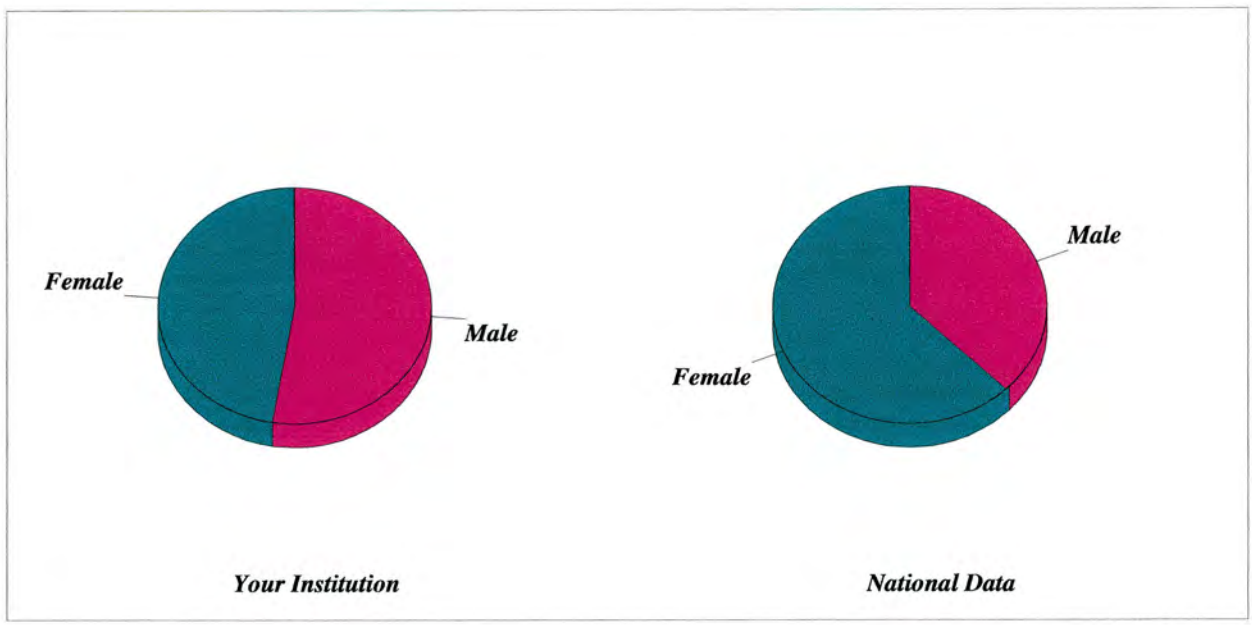

Figure 3. Section I - Background Information, Item C: Sex

Sex	*Your Institution %*	*National Data %*
Male	*52.7*	*37.6*
Female	*47.3*	*62.4*

DODGE CITY COMMUNITY COLLEGE

CREDIT STUDENTS ONLY

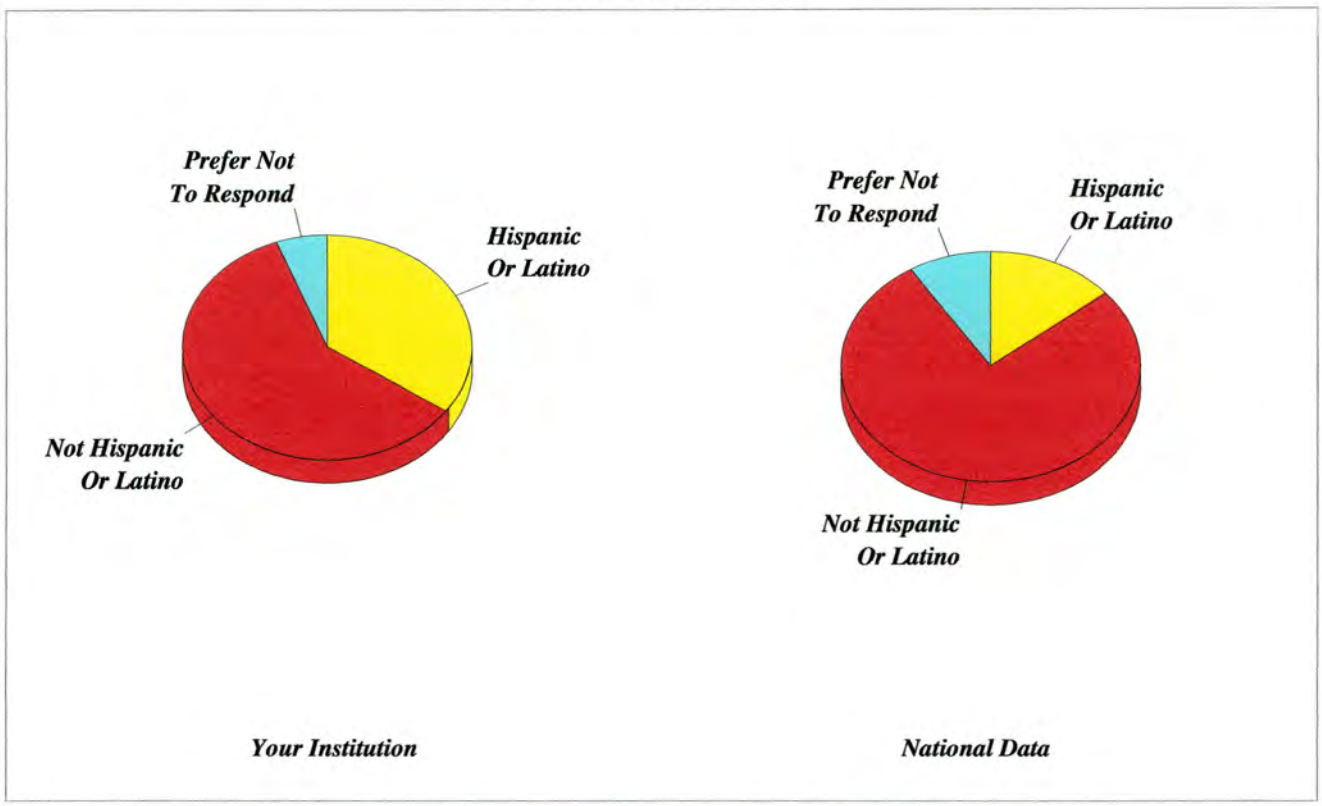

Figure 4. Section I - Background Information, Item D: Hispanic Ethnicity

Hispanic Ethnicity	*Your Institution %*	*National Data %*
Hispanic Or Latino	*34.7*	*14.0*
Not Hispanic Or Latino	*59.6*	*77.1*
Prefer Not To Respond	*5.7*	*8.9*

DODGE CITY COMMUNITY COLLEGE

CREDIT STUDENTS ONLY

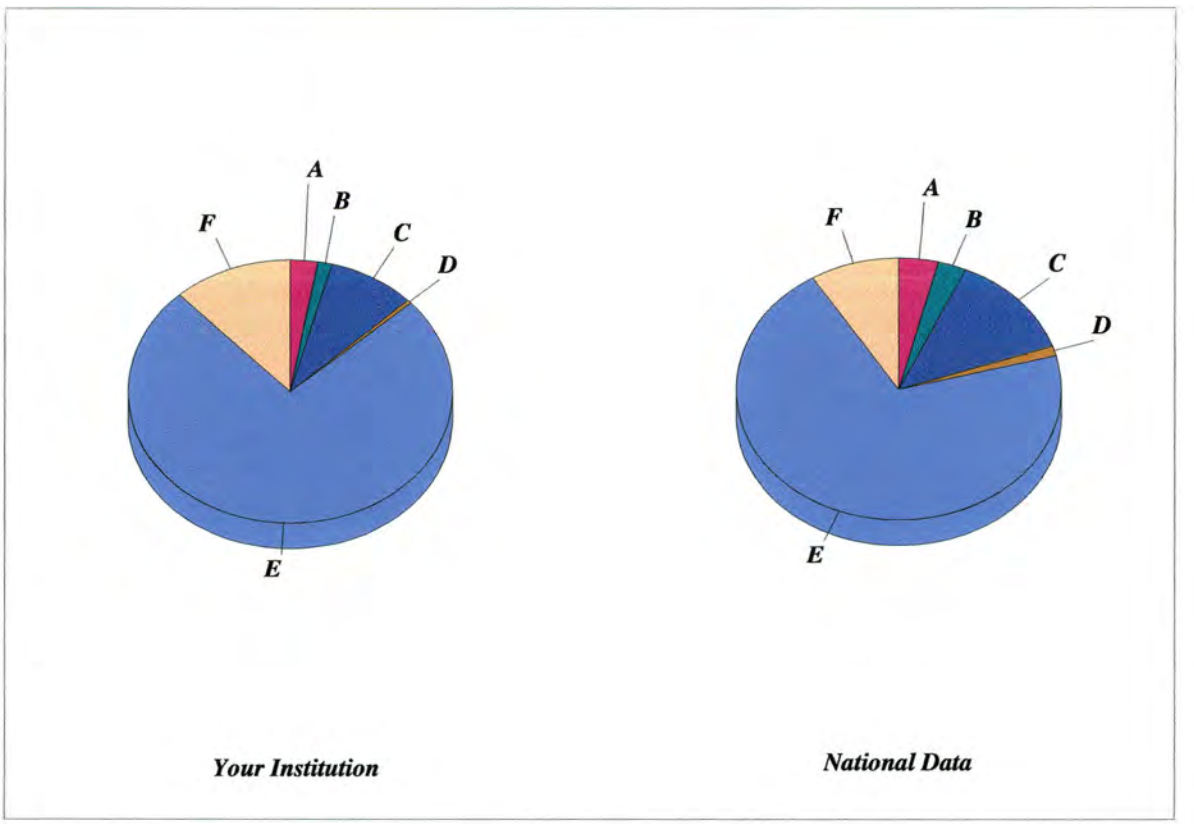

Figure 5. Section I - Background Information, Item E: Race

Race (Multiple Responses Possible)	*Your Institution %*	*National Data %*
A. American Indian or Alaskan Native	*2.8*	*4.0*
B. Asian	*1.4*	*2.9*
C. Black or African American	*9.0*	*13.2*
D. Native Hawaiian or Other Pacific Islander	*.5*	*1.3*
E. White	*76.8*	*71.9*
F. Prefer Not To Respond	*12.3*	*9.1*

DODGE CITY COMMUNITY COLLEGE

CREDIT STUDENTS ONLY

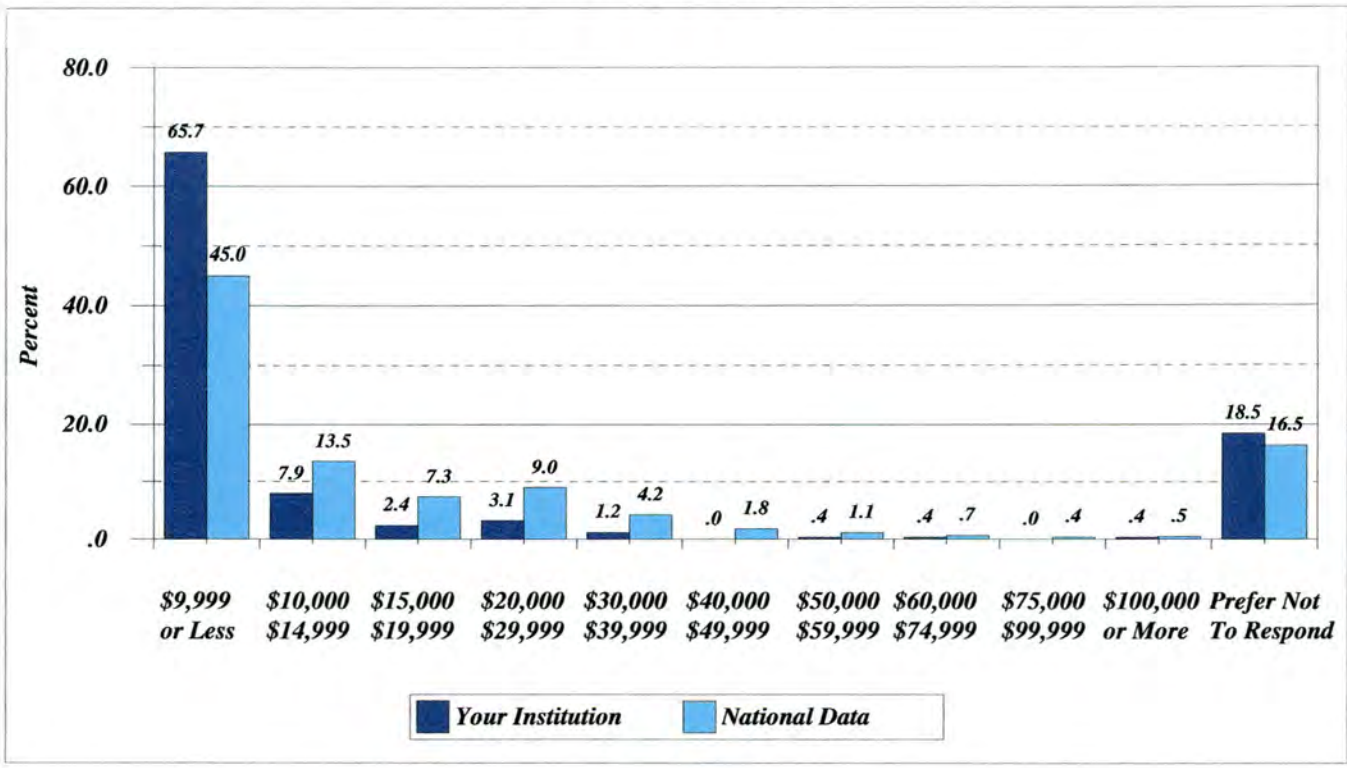

Figure 6. Section I - Background Information, Item I: Student's Total Annual Income

Student's Total Annual Income	*Your Institution %*	*National Data %*
$9,999 or Less	*65.7*	*45.0*
$10,000 - $14,999	*7.9*	*13.5*
$15,000 - $19,999	*2.4*	*7.3*
$20,000 - $29,999	*3.1*	*9.0*
$30,000 - $39,999	*1.2*	*4.2*
$40,000 - $49,999	*.0*	*1.8*
$50,000 - $59,999	*.4*	*1.1*
$60,000 - $74,999	*.4*	*.7*
$75,000 - $99,999	*.0*	*.4*
$100,000 or More	*.4*	*.5*
Prefer Not To Respond	*18.5*	*16.5*

DODGE CITY COMMUNITY COLLEGE

CREDIT STUDENTS ONLY

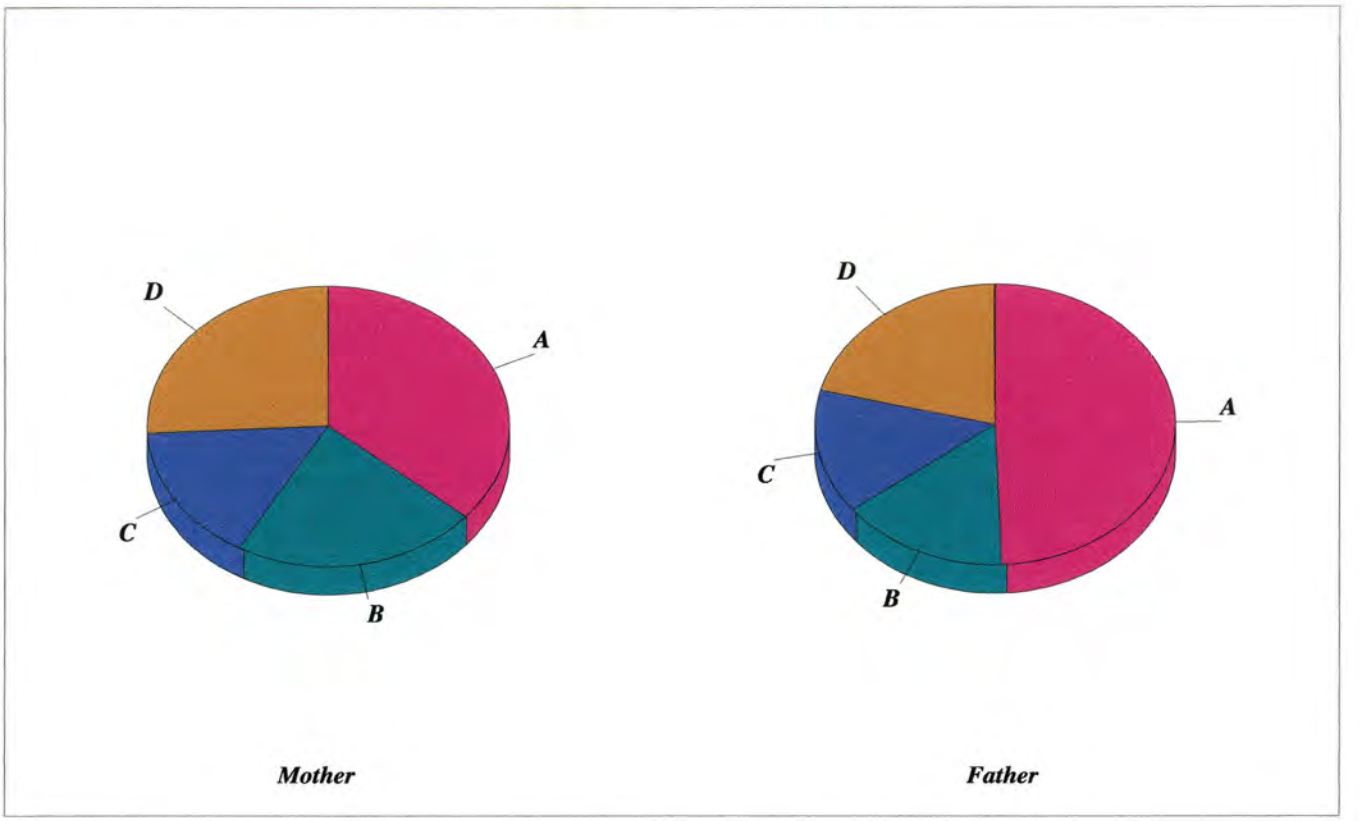

Figure 7. Section I - Background Information, Item M: Highest Ed Level Attained by Parents

	Mother		Father	
Highest Ed Level Attained by Parents	*Your Institution %*	*National Data %*	*Your Institution %*	*National Data %*
Less Than High School Diploma	17.2	13.6	20.3	16.7
High School Diploma or GED	19.1	31.9	25.2	32.7
Some College, No Certificate or Degree	21.9	17.4	20.3	15.1
Vocational/Technical Certificate	4.3	5.5	5.3	7.1
Associate or Other 2-Year Degree	11.7	11.2	5.3	7.4
Bachelor's Degree	16.8	13.7	17.5	13.3
Master's/Doctoral/Professional Degree	9.0	6.7	6.1	7.7
A. Less Than HS Diploma/HS Diploma/GED	36.3	45.5	45.5	49.4
B. Some College	21.9	17.4	20.3	15.1
C. Vocational/Technical Certificate/Associate Degree	16.0	16.6	10.6	14.6
D. Bachelor's or Higher Degree	25.8	20.4	23.6	20.9

DODGE CITY COMMUNITY COLLEGE

CREDIT STUDENTS ONLY

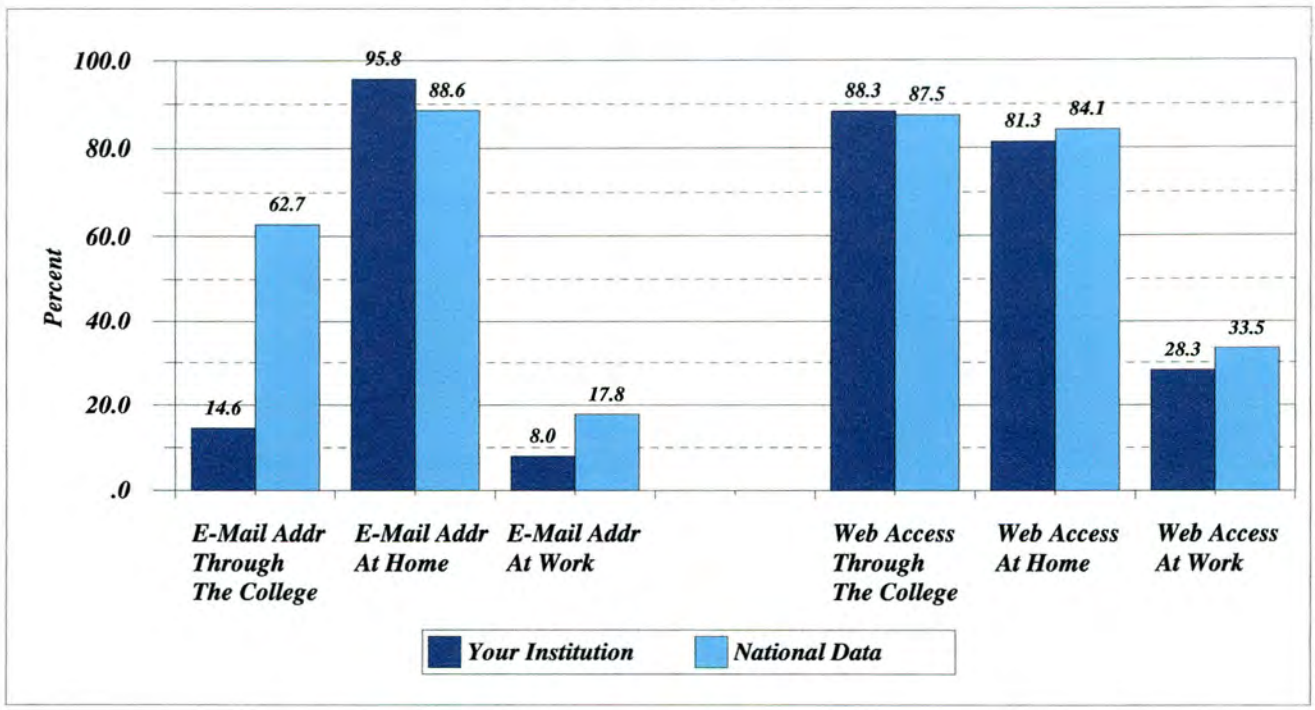

Figure 8. Section I - Background Information, Item N: E-Mail Address / Web Access

E-Mail Address / Web Access	*Your Institution %*	*National Data %*
E-Mail Address		
Through The College	*14.6*	*62.7*
At Home	*95.8*	*88.6*
At Work	*8.0*	*17.8*
Web Access		
Through The College	*88.3*	*87.5*
At Home	*81.3*	*84.1*
At Work	*28.3*	*33.5*

DODGE CITY COMMUNITY COLLEGE

CREDIT STUDENTS ONLY

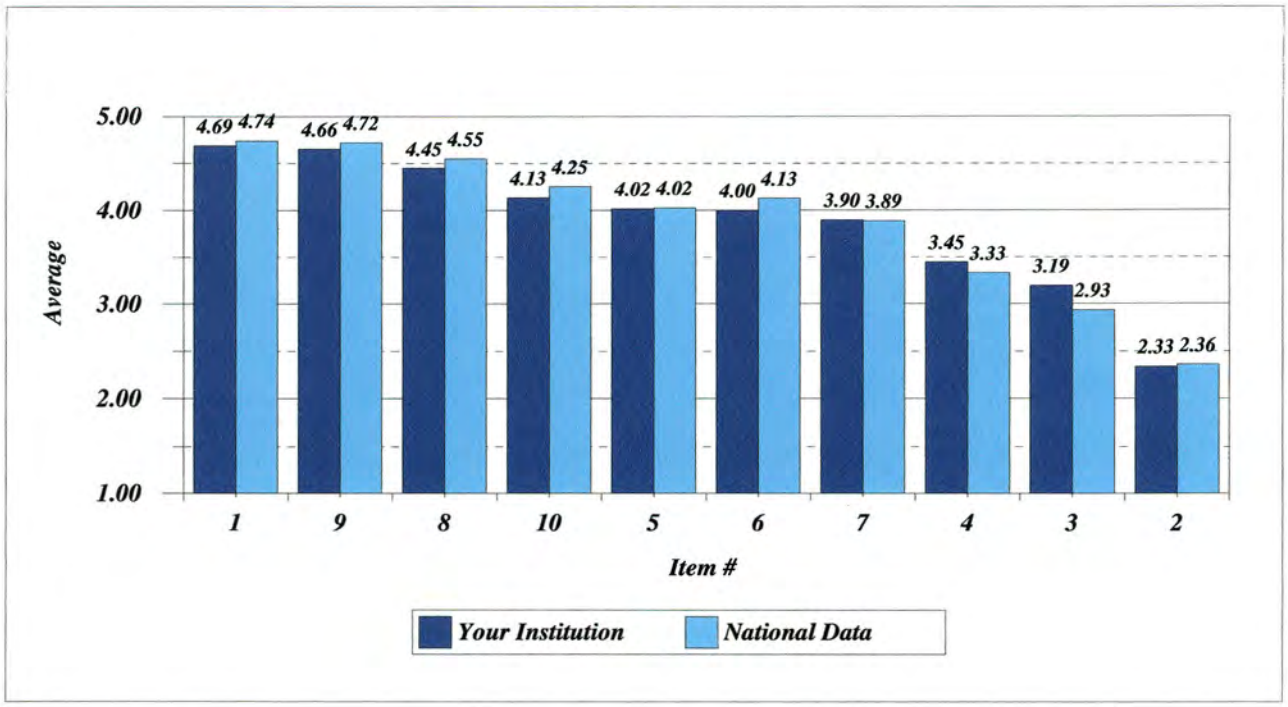

Figure 9. Section I - Background Information, Item O: Importance Of Accomplishing Activities/Goals

Item #		*Your Institution Avg*	*National Data Avg*
1	*To have a steady, secure job*	*4.69*	*4.74*
9	*To have time for my personal/family interests*	*4.66*	*4.72*
8	*To be self-reliant*	*4.45*	*4.55*
10	*To help others who are in need*	*4.13*	*4.25*
5	*To make a lot of money*	*4.02*	*4.02*
6	*To be a parent*	*4.00*	*4.13*
7	*To meet new and interesting people*	*3.90*	*3.89*
4	*To be active in my community*	*3.45*	*3.33*
3	*To own and operate my own business*	*3.19*	*2.93*
2	*To make a theoretical or practical contribution to science*	*2.33*	*2.36*

(Importance Scale: 5=very important, 3=moderately important, 1=not important)

DODGE CITY COMMUNITY COLLEGE

CREDIT STUDENTS ONLY

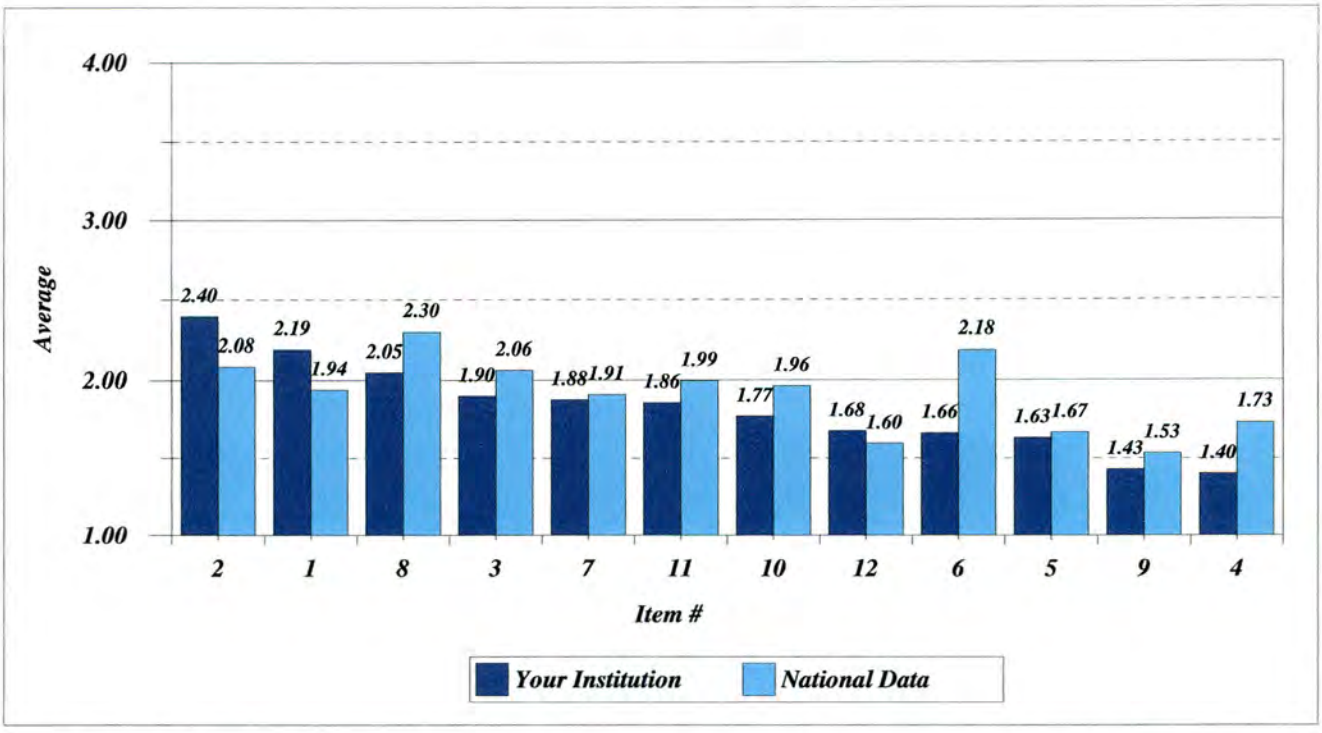

Figure 10. Section I - Background Information, Item Q: Degree of Problems Encountered While Taking Classes

Item #		Your Institution Avg	National Data Avg
2	Cost of child or other dependent (e.g., parent) care	2.40	2.08
1	Finding acceptable child or other dependent (e.g., parent) care	2.19	1.94
8	Personal financial problems	2.05	2.30
3	Cost of transportation	1.90	2.06
7	Cost of computer	1.88	1.91
11	Job-related responsibilities	1.86	1.99
10	Family responsibilities	1.77	1.96
12	Other	1.68	1.60
6	Cost and/or availability of books and related materials	1.66	2.18
5	Medical expenses	1.63	1.67
9	Health-related problems	1.43	1.53
4	Transportation problems (parking, access to public transportation, etc.)	1.40	1.73

(Problem Scale: 4=major problem, 3=moderate problem, 2=minor problem, 1=not a problem)

DODGE CITY COMMUNITY COLLEGE

CREDIT STUDENTS ONLY

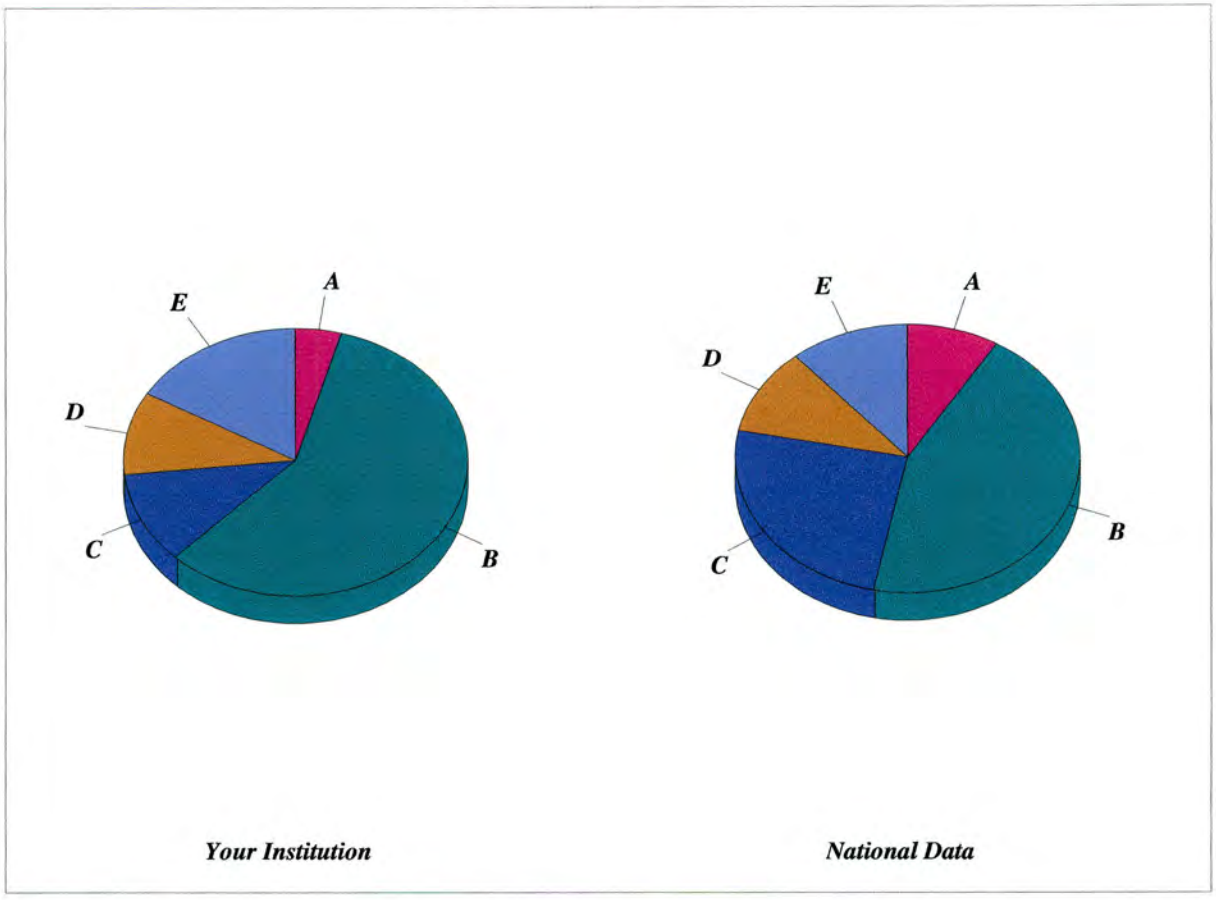

Figure 11. Section II - Employment Background, Item A: Student's Current Employment Status

Student's Current Employment Status	*Your Institution %*	*National Data %*
A. Caring For My Family/Home Full-Time	*4.3*	*8.7*
B. Employed Part-Time	*58.0*	*44.5*
C. Employed Full-Time	*11.0*	*25.1*
D. Unemployed, Seeking Employment	*10.2*	*10.6*
E. Unemployed, Not Seeking Employment	*16.5*	*11.1*

DODGE CITY COMMUNITY COLLEGE

CREDIT STUDENTS ONLY

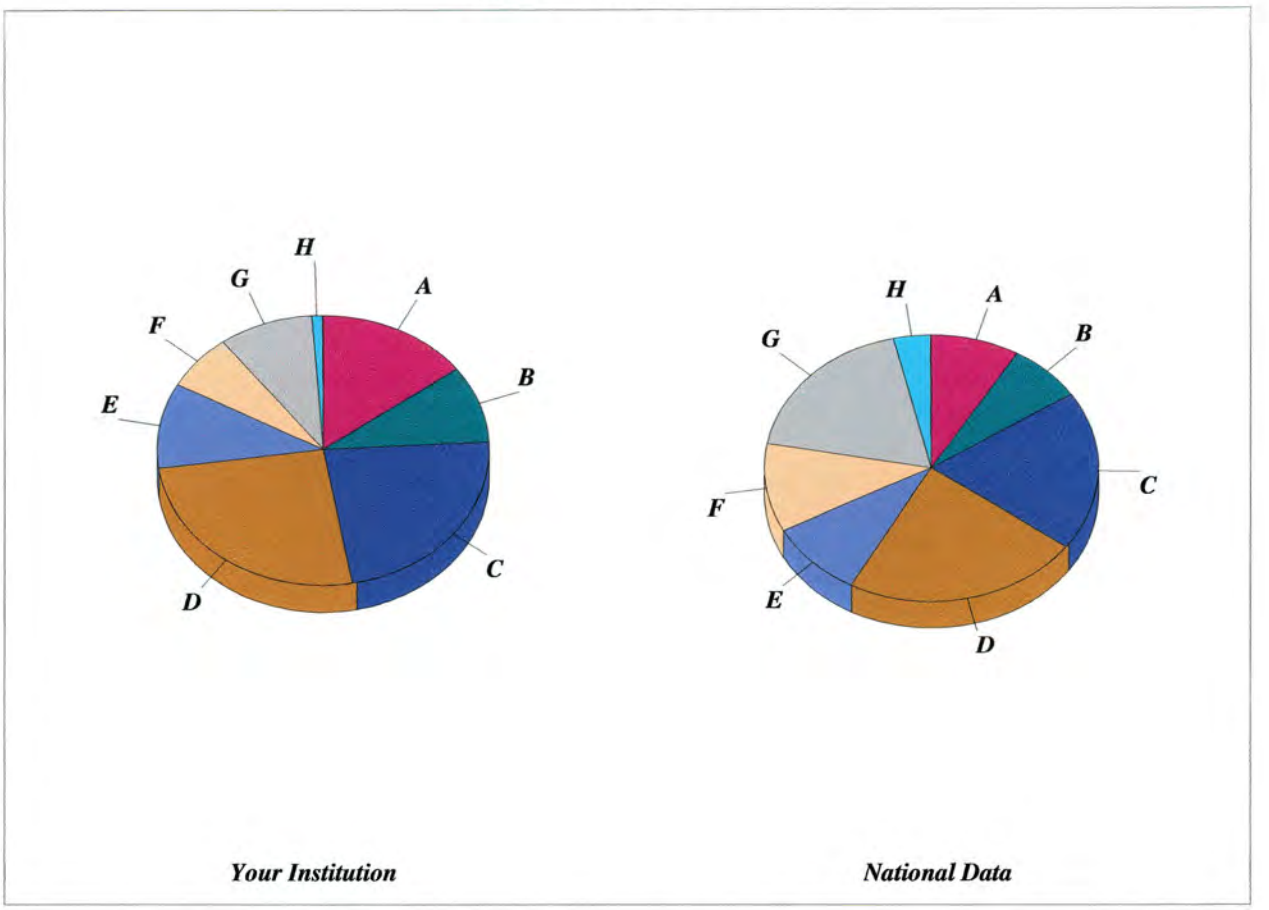

Figure 12. Section II - Employment Background, Item F: Hours Per Week Working While Taking This Course

Hours Per Week Working While Taking This Course	*Your Institution %*	*National Data %*
A. Don't Know	*14.9*	*8.6*
B. 1 - 10 Hours	*9.2*	*7.1*
C. 11 - 20 Hours	*23.1*	*19.4*
D. 21 - 30 Hours	*25.6*	*22.9*
E. 31 - 34 Hours	*10.3*	*9.3*
F. 35 - 39 Hours	*6.7*	*10.7*
G. 40 - 50 Hours	*9.2*	*18.5*
H. Over 50 Hours	*1.0*	*3.6*

DODGE CITY COMMUNITY COLLEGE

CREDIT STUDENTS ONLY

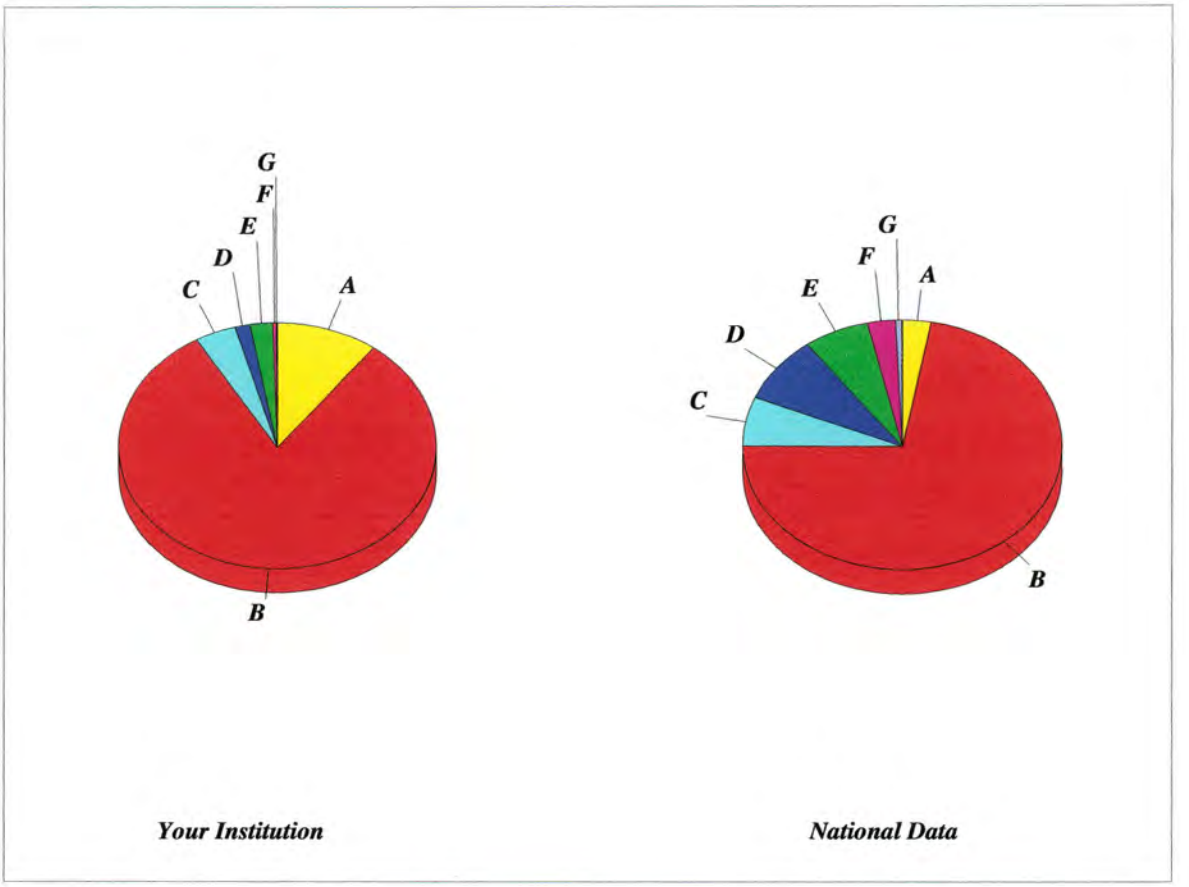

Figure 13. Section III - Educational Background, Item A: Highest Academic Degree Earned

Highest Academic Degree Earned	*Your Institution %*	*National Data %*
A. None	*10.3*	*2.9*
B. High School Diploma	*81.2*	*72.2*
C. GED	*4.2*	*6.2*
D. Vocational/Technical Certificate	*1.5*	*8.5*
E. Associate or Other 2-Year Degree	*2.3*	*6.6*
F. Bachelor's or Other 4-Year Degree	*.4*	*2.9*
G. Master's/Doctoral/Professional Degree	*.0*	*.6*

DODGE CITY COMMUNITY COLLEGE

CREDIT STUDENTS ONLY

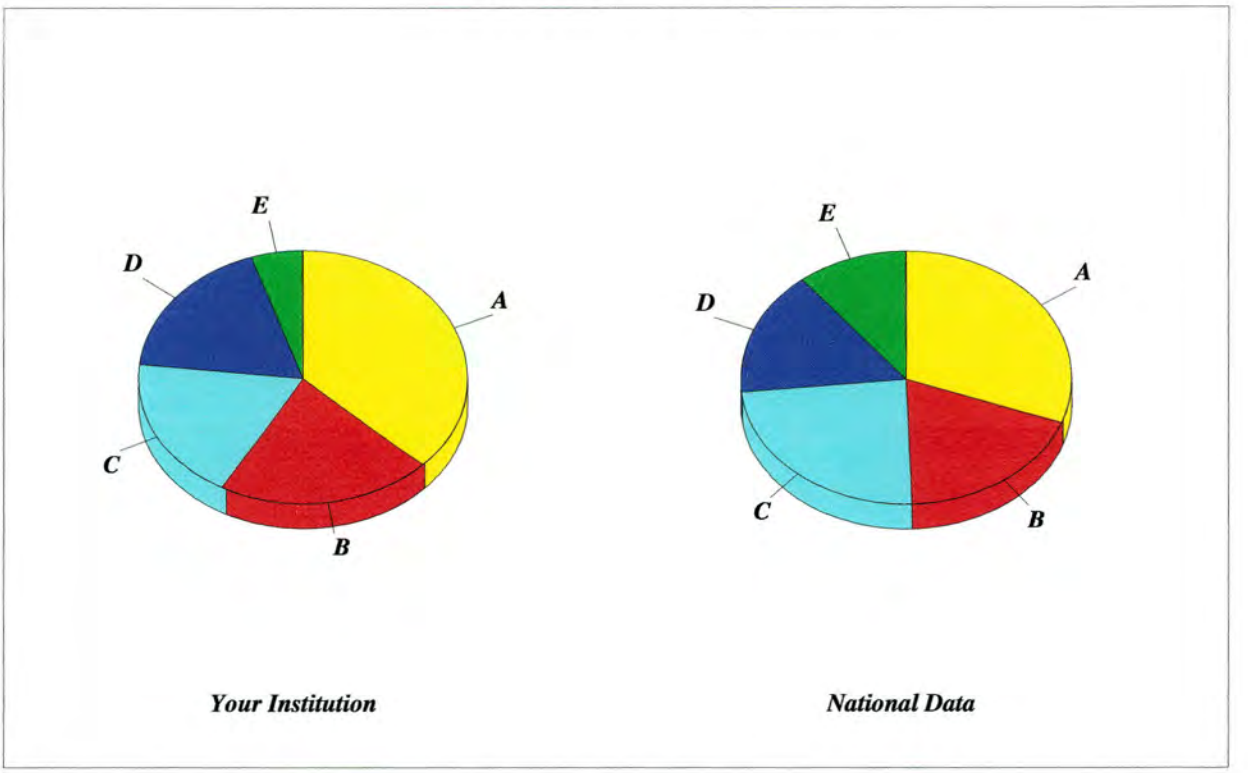

Figure 14. Section III - Educational Background, Item C: Credit Hours Completed At This College

Credit Hours Completed At This College	*Your Institution %*	*National Data %*
A. 0	*37.1*	*30.5*
B. 1 - 12	*21.2*	*18.9*
C. 13 - 30	*18.5*	*24.0*
D. 31 - 50	*18.1*	*15.7*
E. More Than 50	*5.0*	*10.8*

DODGE CITY COMMUNITY COLLEGE

CREDIT STUDENTS ONLY

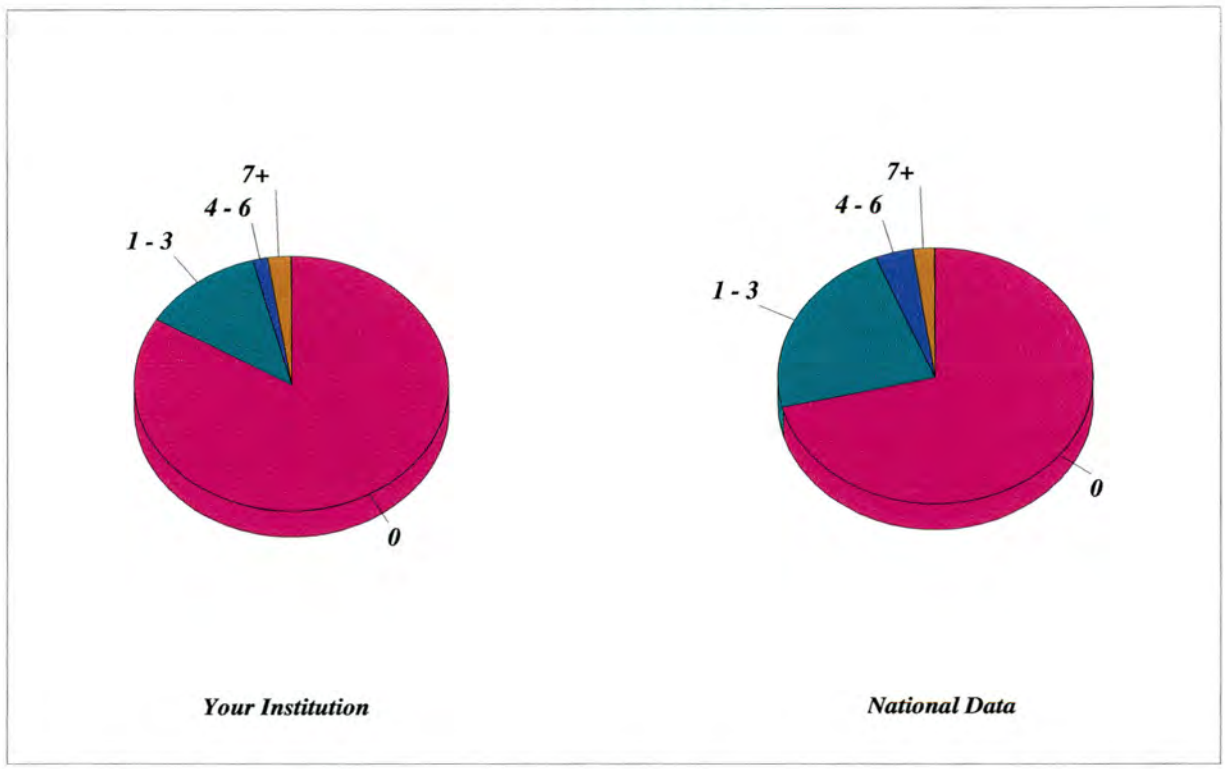

Figure 15. Section III - Educational Background, Item D: Non-Credit Hours Taken At This College

Non-Credit Hours Taken At This College	*Your Institution %*	*National Data %*
0	*83.7*	*71.2*
1 - 3	*12.4*	*22.7*
4 - 6	*1.6*	*3.9*
7+	*2.3*	*2.2*

DODGE CITY COMMUNITY COLLEGE

CREDIT STUDENTS ONLY

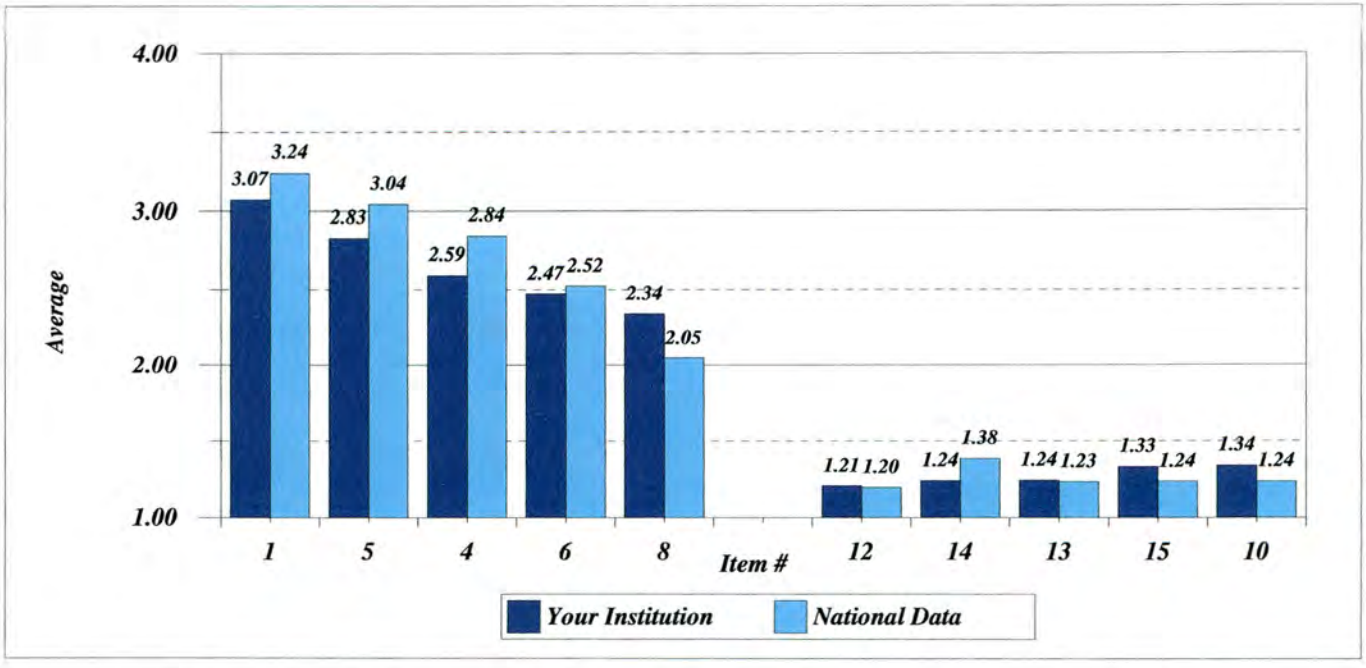

Figure 16. Section III - Educational Background, Item H: Reasons For Taking Current Course/Program

Item #		*Your Institution Avg*	*National Data Avg*
Top 5 for Your College			
1	*To meet requirements for my chosen occupation*	*3.07*	*3.24*
5	*To develop my mind and intellectual abilities*	*2.83*	*3.04*
4	*To increase my earning power*	*2.59*	*2.84*
6	*To study new and different subjects*	*2.47*	*2.52*
8	*Parents and/or relatives wanted me to continue my education*	*2.34*	*2.05*
Bottom 5 for Your College			
12	*Required by employer*	*1.21*	*1.20*
14	*Needed to enter workforce after major life change*	*1.24*	*1.38*
13	*Wanted to enter workforce after children grown*	*1.24*	*1.23*
15	*Other*	*1.33*	*1.24*
10	*To learn the English language and culture*	*1.34*	*1.24*

(Reason Scale: 4=major reason, 3=moderate reason, 2=minor reason, 1=not a reason)

NOTE: Items with fewer than 10 respondents were not included in the analyses.

DODGE CITY COMMUNITY COLLEGE

CREDIT STUDENTS ONLY

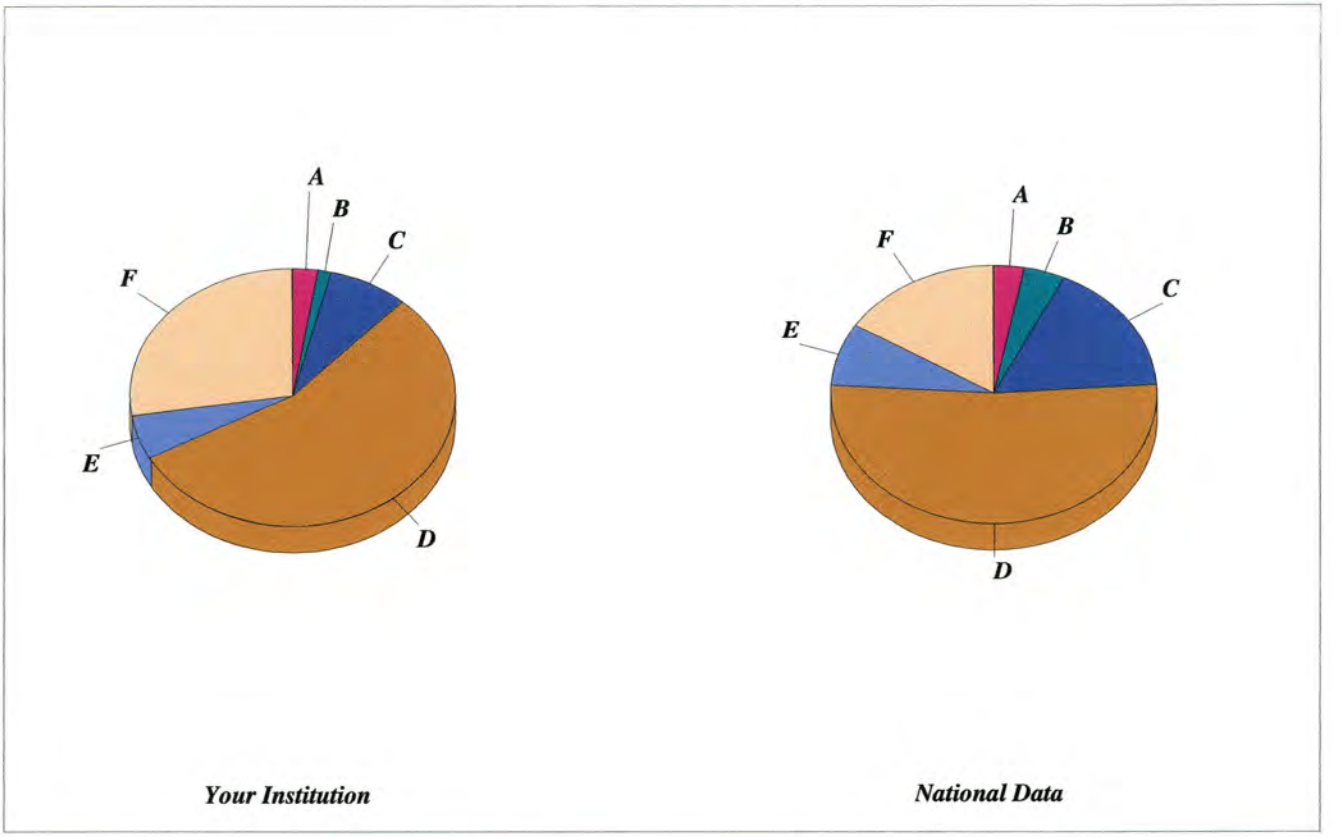

Figure 17. Section III - Educational Background, Item I: Source(s) From Which Learned About This College

Source(s) Learned About This College	*Your Institution %*	*National Data %*
Newspaper	*.8*	*1.3*
Television/Radio	*1.7*	*1.8*
Current/Prospective Employer	*.4*	*1.5*
Co-Worker	*.8*	*2.6*
College Catalogue/Brochure/Flier	*8.0*	*16.9*
High School Teacher/Counselor	*30.8*	*21.5*
Family Member/Friend	*24.5*	*30.6*
Internet/WWW	*5.5*	*7.8*
Other	*27.4*	*16.1*
A. Newspaper/TV/Radio	*2.5*	*3.0*
B. Employer/Co-Worker	*1.3*	*4.1*
C. Catalogue/Brochure/Flier	*8.0*	*16.9*
D. HS Teacher/Counselor/Family/Friend	*55.3*	*52.1*
E. Internet/WWW	*5.5*	*7.8*
F. Other	*27.4*	*16.1*

DODGE CITY COMMUNITY COLLEGE

CREDIT STUDENTS ONLY

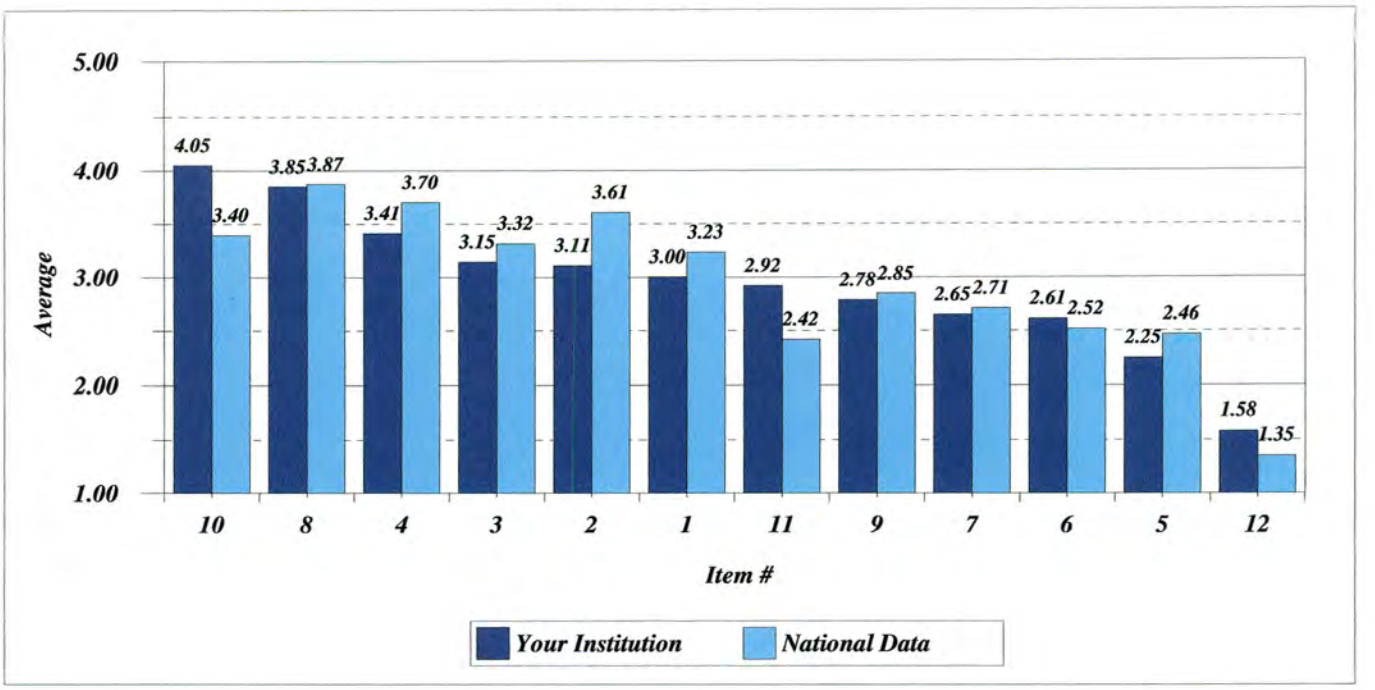

Figure 18. Section III - Educational Background, Item J: Importance of Factors In Attending This College

Item #		*Your Institution Avg*	*National Data Avg*
10	*Availability of financial aid or scholarship*	*4.05*	*3.40*
8	*Cost of attending the college*	*3.85*	*3.87*
4	*Distance of the college from my permanent residence*	*3.41*	*3.70*
3	*Variety of courses offered*	*3.15*	*3.32*
2	*A particular program of study*	*3.11*	*3.61*
1	*Academic reputation of the college*	*3.00*	*3.23*
11	*Opportunity for part-time work*	*2.92*	*2.42*
9	*Type of community in which the college is located*	*2.78*	*2.85*
7	*Entrance requirements*	*2.65*	*2.71*
6	*Size of the college*	*2.61*	*2.52*
5	*Distance of the college from my place of employment*	*2.25*	*2.46*
12	*Other*	*1.58*	*1.35*

(Importance Scale: 5=very important, 3=moderately important, 1=not important)

DODGE CITY COMMUNITY COLLEGE

CREDIT STUDENTS ONLY

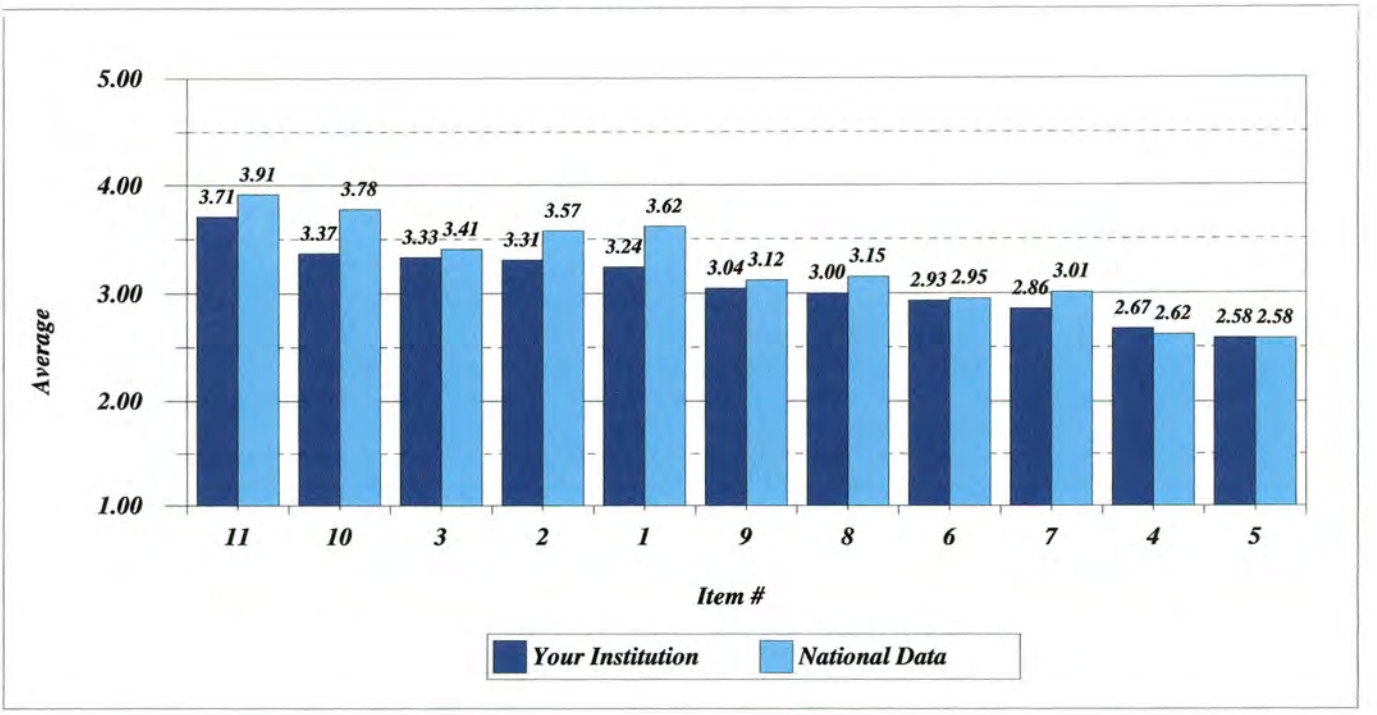

Figure 19. Section IV - Current College Experience, Item A: College Experiences Contribution To Growth

Item #		Your Institution Avg	National Data Avg
11	Increasing my academic competence	3.71	3.91
10	Learning skills needed specifically for my current or future job	3.37	3.78
3	Developing self-confidence	3.33	3.41
2	Enriching my intellectual life	3.31	3.57
1	Identifying the training/skills required for career opportunities that fit my interests/abilities	3.24	3.62
9	Learning effective leadership skills	3.04	3.12
8	Developing an openness to opinions other than my own	3.00	3.15
6	Learning how to work effectively as a member of a team	2.93	2.95
7	Communicating with others in the work setting	2.86	3.01
4	Learning to use a computer for my personal tasks	2.67	2.62
5	Learning to use a computer for my work-related tasks	2.58	2.58

(Contribution Scale: 5=major contribution, 3=moderate contribution, 1=no contribution)

DODGE CITY COMMUNITY COLLEGE

CREDIT STUDENTS ONLY

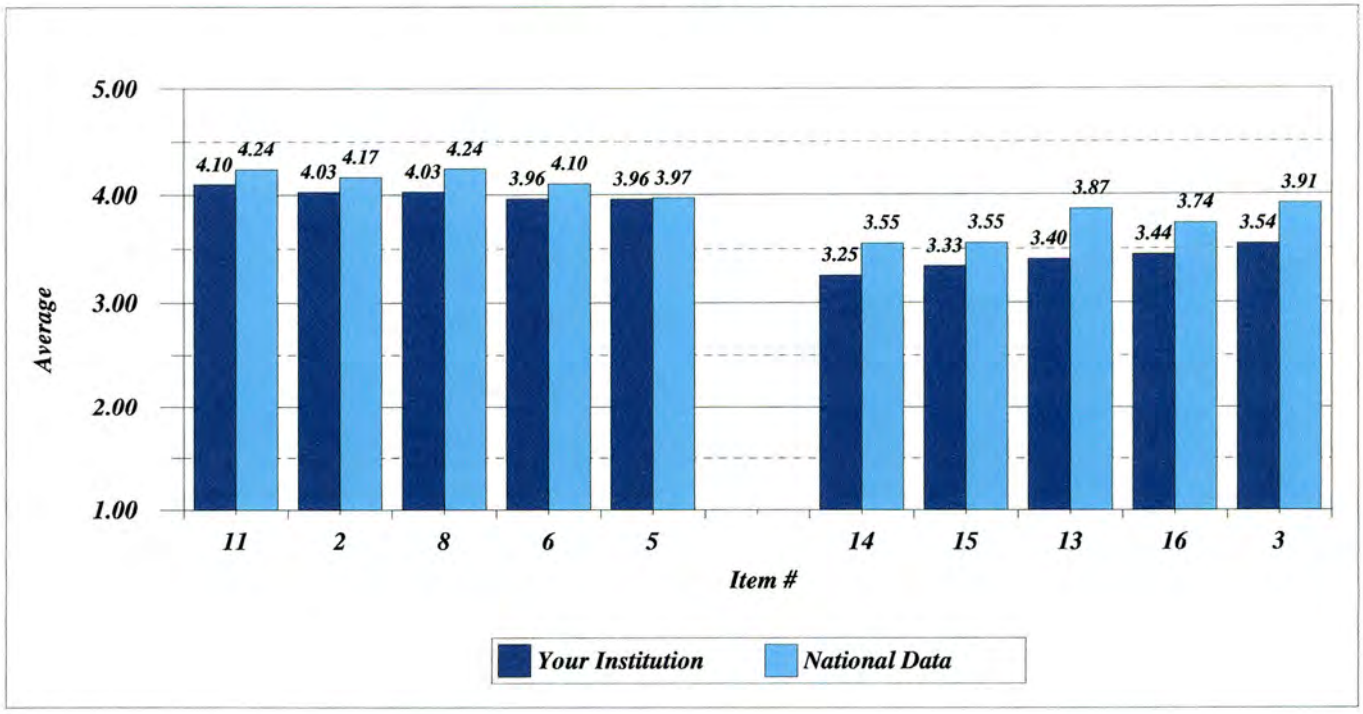

Figure 20. Section IV - Current College Experience, Item B: Agreement with Statements About This College

Item #		Your Institution Avg	National Data Avg
Top 5 for Your College			
11	Instructors/administrators treat students of my gender with respect.	4.10	4.24
2	Administrators/non-teaching staff treat students in my racial/ethnic group with respect.	4.03	4.17
8	Instructors treat students in my racial/ethnic group with respect.	4.03	4.24
6	Students in my rac./eth. group are treated w/respect by students in other rac./eth. groups.	3.96	4.10
5	Computing services/facilities are available at the times I need them.	3.96	3.97
Bottom 5 for Your College			
14	I could not have attended this college without the financial aid I received.	3.25	3.55
15	Academic advising is of high quality.	3.33	3.55
13	The registration process is student friendly.	3.40	3.87
16	Overall, my program of study at this college has been sufficiently challenging.	3.44	3.74
3	Instruction is of high quality.	3.54	3.91

(Agreement Scale: 5=strongly agree, 4=agree, 3=neutral, 2=disagree, 1=strongly disagree)

NOTE: Items with fewer than 10 respondents were not included in the analyses.

DODGE CITY COMMUNITY COLLEGE

CREDIT STUDENTS ONLY

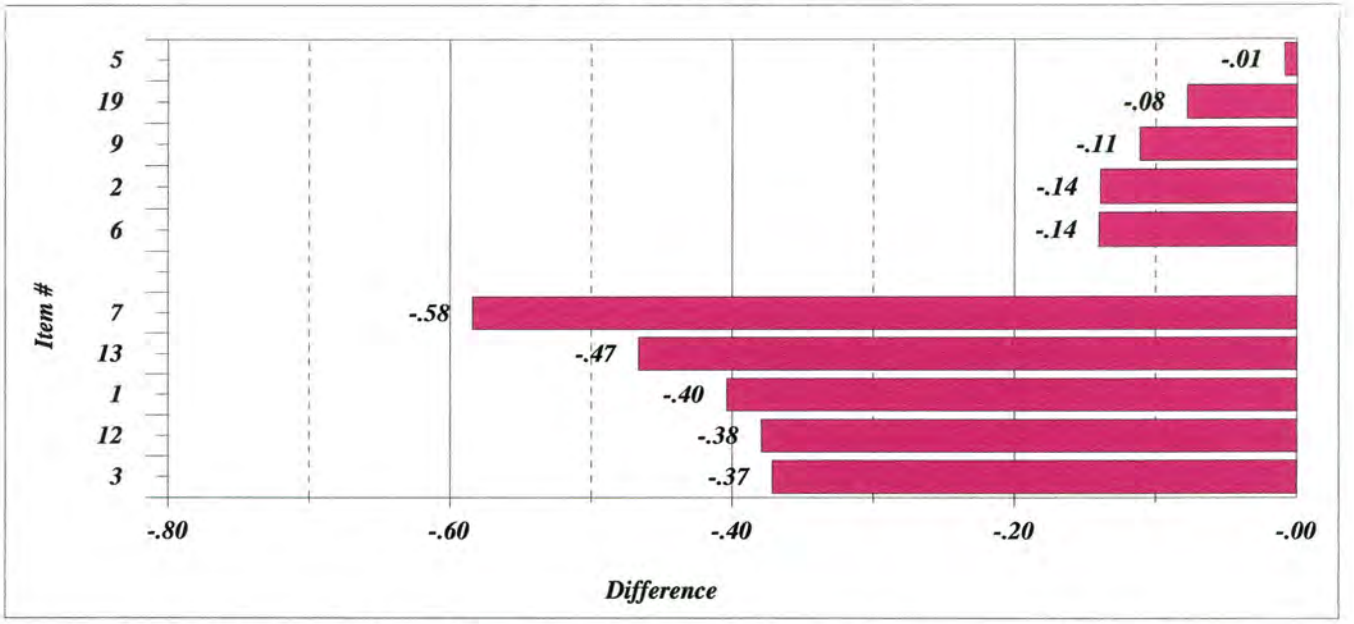

Figure 21. Section IV - Current College Experience, Item B: Agreement with Statements About This College Largest Positive & Largest Negative Differences between Your College's Averages and the National Averages

Item #		*Your Institution Avg*	*National Data Avg*	*Diff*
Largest Positive (or Smallest Negative) Differences				
5	*Computing services/facilities are available at the times I need them.*	*3.96*	*3.97*	*-.01*
19	*I received all the help I needed from the Fin. Aid Off. to make my application(s) for fin. aid.*	*3.56*	*3.64*	*-.08*
9	*Courses are available at the times I can take them.*	*3.66*	*3.77*	*-.11*
2	*Administrators/non-teaching staff treat students in my racial/ethnic group with respect.*	*4.03*	*4.17*	*-.14*
6	*Students in my rac./eth. group are treated w/respect by students in other rac./eth. groups.*	*3.96*	*4.10*	*-.14*
Largest Negative (or Smallest Positive) Differences				
7	*I would recommend this college to friends and relatives.*	*3.56*	*4.14*	*-.58*
13	*The registration process is student friendly.*	*3.40*	*3.87*	*-.47*
1	*This college has a good reputation in the community.*	*3.59*	*4.00*	*-.40*
12	*I feel that I fit in at this college.*	*3.62*	*4.00*	*-.38*
3	*Instruction is of high quality.*	*3.54*	*3.91*	*-.37*

(Agreement Scale: 5=strongly agree, 4=agree, 3=neutral, 2=disagree, 1=strongly disagree)

NOTE: Items with fewer than 10 respondents were not included in the analyses.

DODGE CITY COMMUNITY COLLEGE
CREDIT STUDENTS ONLY

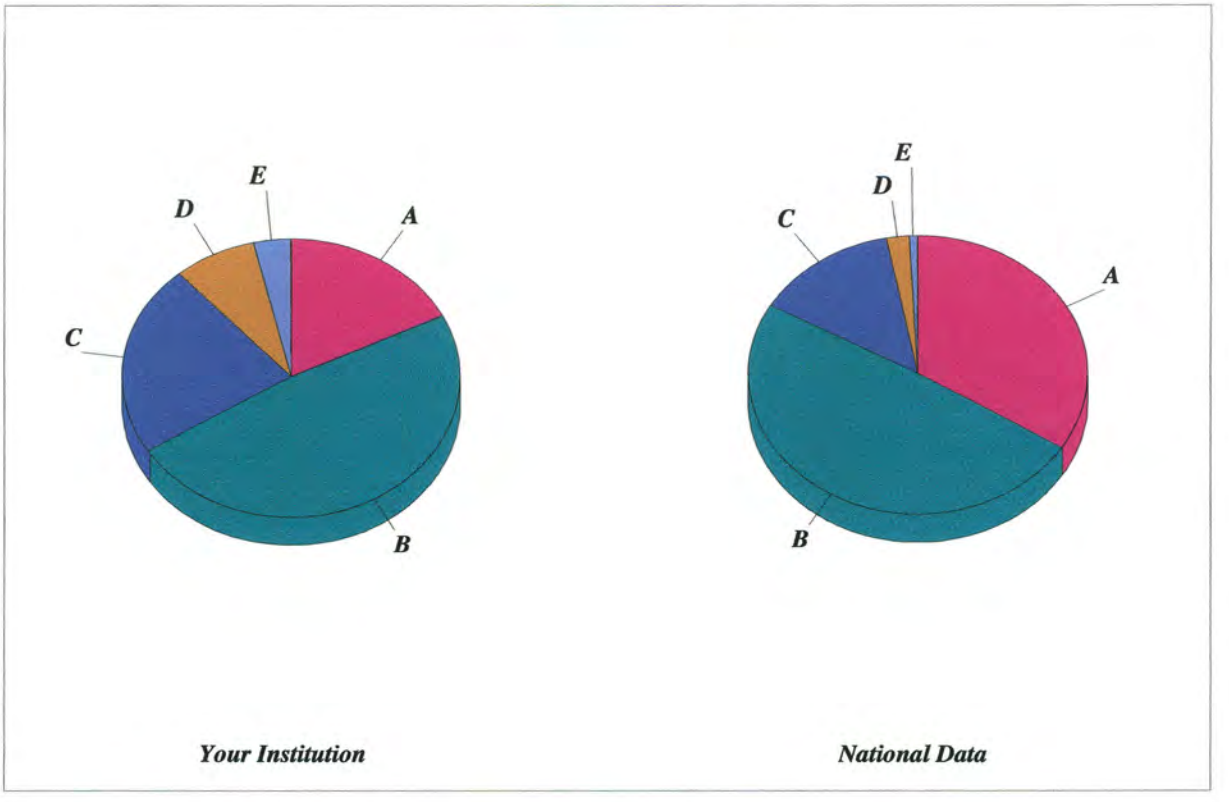

Figure 22. Section IV - Current College Experience, Item C: Satisfaction With This College

Satisfaction With This College	*Your Institution %*	*National Data %*
A. Very Satisfied	*17.7*	*33.9*
B. Satisfied	*48.4*	*49.4*
C. Neutral	*22.4*	*13.8*
D. Dissatisfied	*7.9*	*2.1*
E. Very Dissatisfied	*3.5*	*.8*
Total Group Average	*3.69*	*4.14*

(Satisfaction Scale: 5=very satisfied, 4=satisfied, 3=neutral, 2=dissatisfied, 1=very dissatisfied)